



Systematic Alien Verification for Entitlements



A Guide on Immigration Documents Commonly Used by Benefit Applicants

Contents

1. INTRODUCTION	1
2. Form I-551, Permanent Resident Card	2
3. Form I-551, Resident Alien Card	5
4. Form I-551, Permanent Resident Stamp	6
5. Form I-551, Machine-Readable Immigrant Visa (MRIV)	7
6. Form I-571, Refugee Travel Document	8
7. Form I-327, Re-entry Permit	9
8. Form I-766, Employment Authorization Document	10
9. Forms N-550 or N-570, Certificate of Naturalization	11
10. Form N-560 or N-561, Certificate of Citizenship	12
11. Form I-94, Arrival/Departure Record	13
12. Form I-20, Certificate of Eligibility	19
13. Form DS-2019, Certificate of Eligibility for Exchange Visitor Status	20
14. Other Documents	21
APPENDIX A: ACRONYMS AND ABBREVIATIONS	26
APPENDIX B: WHO'S ISSUED THIS DOCUMENT?	27
APPENDIX C: SOME HELPFUL TIPS	28

INTRODUCTION

The Systematic Alien Verification for Entitlements (SAVE) Program is a service that helps federal, state and local benefit-issuing agencies, institutions, and licensing agencies determine the immigration status of benefit applicants so only those entitled to benefits receive them. The SAVE verification process is driven by the immigration document the SAVE agency receives from the benefit-applicant. It also requires SAVE agencies to collect and use certain information found on the benefit applicant's immigration document.

This guide is designed to assist SAVE agencies in identifying the immigration documents commonly used by benefit applicants. For each immigration document type, this guide:

- Provides the name and image of the document (earlier versions of the document may be provided in some instances);
- Identifies both the document issuing agency and the category of individuals to whom the document was issued; and
- Specifies the information that the SAVE agency needs to collect from the immigration document to verify the immigration status of the benefit applicant through SAVE.

As the images presented in this guide are reproductions, the exact size and color may deviate from the original. Do not make identifications based on size and/or color alone. The appearance, content and format of documents issued by the U.S. Department of Homeland Security (DHS) may change. Accordingly, the documents displayed in this guide are neither exclusive nor exhaustive.

If you are unable to find a document presented by an applicant in this guide, do not assume that the document is invalid. Rather, you may submit a copy of the document to SAVE using the additional verification process.

This guide is a publication of the SAVE Program. If you have additional questions about the immigration documents used during the SAVE verification process, please visit the [SAVE website](#) or contact SAVE at 1-877-469-2563 or SAVE.HELP@dhs.gov.

Form I-551, Permanent Resident Card

U.S. Citizenship and Immigration Services (USCIS) issues the Form I-551, Permanent Resident card to lawful permanent residents or conditional permanent residents. All USCIS-issued Permanent Resident cards contain two-year or 10-year expiration dates. However, some documents issued by legacy Immigration and Naturalization Services (INS) – such as older versions of the Resident Alien card issued from 1977 to 1989 - do not have expiration dates and may still be valid.

Cards that have no expiration date or have a 10-year expiration date are issued to lawful permanent residents with no conditions on their status. If you encounter a Form I-551 with a 10-year expiration date that has expired, it does not necessarily mean the applicant is no longer a permanent resident, it may simply mean the card must be renewed.


Conditional permanent residents are issued a Form I-551 that expires after two years and they must file a petition to remove the conditions on residence. If approved, they will be issued a new Form I-551 as a lawful permanent resident. If they fail to remove the conditions on residence, their permanent resident status is terminated. The expiration of the Form I-551 does not necessarily mean the individual is out of status. The individual may have applied for example, to remove the conditions and not yet received their new Permanent Resident card or lost their new Permanent Resident card and can only provide the expired Conditional Resident card.

The Form I-688 (Temporary Resident Card) is not evidence of lawful permanent resident status. This document was issued by INS to individuals who were granted Temporary Resident status under Section 210 or Section 245A of the Immigration and Nationality Act. The Form I-668 is no longer issued and is obsolete. Many individuals who were issued Form I-688 may have become lawful permanent residents and should have a Form I-551 showing their status. You will need the following information to verify the immigration status of an applicant who provides a Form I-551:

- Alien Number
- Card Number
- Last and First Name
- Date of Birth (MM/DD/YYYY).

Form I-551 (current version)

The current version of the Permanent Resident Card, Form I-551, introduced in 2010, uses the term “USCIS #” instead of the more familiar “A#” to indicate the permanent resident’s Alien Number. They have the same meaning. The reverse side of the card still refers to it as “A#”.



Form I-551 (current version)



Reverse

Form I-551 (2004 version)

This version of the Permanent Resident Card, Form I-551, introduced in 2004, is valid for ten years from the date of issuance. It is also the first version of Form I-551 branded with the Department of Homeland Security as the issuing authority.




Form I-551 (2004 version)



Reverse

Form I-551 (1997 version)

Introduced in 1997, the Permanent Resident Card, Form I-551, is the first version of the Form I-551 to be entitled "Permanent Resident Card." This version of the Permanent Resident Card was issued to lawful permanent residents and was valid for ten years from the date of issuance. It was also issued to conditional permanent residents, and retained the two-year expiration period of its predecessor for these cardholders. This and prior versions of Form I-551 were branded with the U.S. Department of Justice, Immigration and Naturalization Service, as the issuing authority.



Reverse

Form I-551, Permanent Resident Stamp

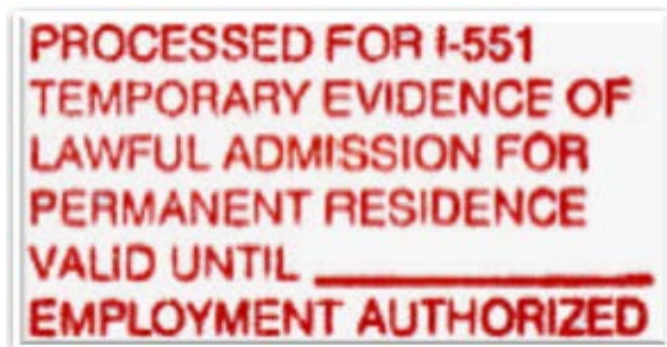
USCIS and Customs and Border Protection (CBP) issue the I-551 stamp to lawful permanent residents or conditional permanent residents. Sometimes, if no foreign passport is available, the I-551 stamp may be placed on a Form I-94, Arrival/Departure Record, and a photograph of the bearer is affixed to the form. The I-551 stamp is valid until the expiration date stated on the stamp.

You will need the following information to verify the immigration status of an applicant who provides an I-551 stamp:

- Alien Number
- Last and First Name
- Date of Birth (MM/DD/YYYY).



I-551 Stamp (current version)



I-551 Stamp (older version)

Form I-551, Machine-Readable Immigrant Visa (MRIV)

The U.S. Department of State issues the MRIV overseas to lawful permanent or conditional permanent residents, and is valid as evidence of such status for one year from the admission date. The MRIV is affixed directly on a page of the individual's foreign passport.

You will need the following information to verify the immigration status of an applicant who provides a Form I-551 MRIV:

- Alien Number
- Foreign Passport Number
- Passport Country of Issuance
- Last and First Name
- Date of Birth (MM/DD/YYYY)



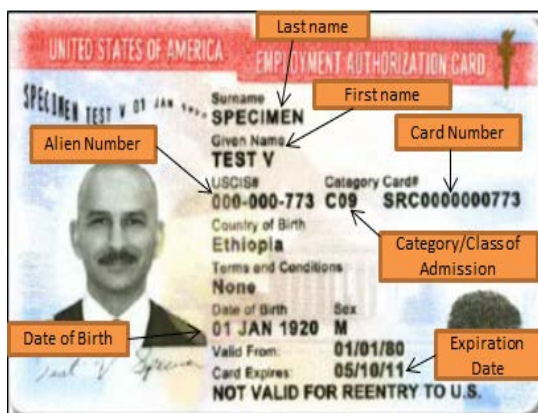
Form I-766, Employment Authorization Document

USCIS issues the Form I-766 to specific classes of aliens as evidence of their employment authorization in the United States. These aliens include, but are not limited to, applicants for adjustment of status, refugees/asylees, individuals with Temporary Protected Status, individuals who have been granted deferred action, including the Deferred Action for Childhood Arrivals, and F-1 students who have completed their studies and are approved for Optional Practical Training.

The expiration date is located at the bottom of the card. Although it does not relate to immigration status verification, many cards are marked “NOT VALID FOR REENTRY” and are used solely for employment, but others may show “VALID FOR REENTRY” or “SERVES AS I-512 ADVANCE PAROLE,” which means they may be used as travel documents to seek re-entry to the United States.

You will need the following information to verify the immigration status of an applicant who provides a Form I-766:

- Alien Number
- Card Number
- Last and First Name
- Date of Birth (MM/DD/YYYY)
- Document Expiration Date (MM/DD/YYYY).



I-766 (current version, 2011)



I-766 (older version, 2004)

***Note:** Forms I-688A (issued to applicants for immigration benefits under the Immigration Reform and Control Act of 1986) and Forms I-688B (predecessor to Form I-766) are older employment authorization documents. They are no longer issued and have now expired or have been replaced by the Form I-766. Many individuals who were issued these documents may have become lawful permanent residents or naturalized U.S. citizens and should have a current document showing their status.

Forms N-550 or N-570, Certificate of Naturalization

USCIS issues the Form N-550 to those persons born abroad who have become citizens of the United States through the naturalization process.

The **N-570** is a replacement certificate issued when the original is lost, mutilated or destroyed, or the individual's name has legally changed. USCIS and its predecessor the INS have issued a number of versions of this document type. Some of the earlier versions may not have an Alien Number and many do not have security features that have been added over the years. Accordingly, the absence of these features does not mean the document is not valid.

You will need the following information to verify the citizenship status of an applicant who provides a Form I-550 or N-570:

- Alien Number
- Naturalization Number
- Last and First Name
- Date of Birth (MM/DD/YYYY)

The image shows a current 2010 version of Form N-550. It is a certificate of naturalization for a female applicant. The form includes a photograph of the holder, a signature of the Director of U.S. Citizenship and Immigration Services, and various identifying numbers. Callouts point to the Date of Birth, Naturalization Number, Alien number/USCIS number, and Full name.

N-550 (current, 2010 version)

The image shows an older version of Form N-550. It is a specimen certificate of naturalization. The form includes a photograph of the holder, a signature of the Director of U.S. Citizenship and Immigration Services, and various identifying numbers. Callouts point to the Date of Birth, Naturalization Number, Alien number/USCIS number, and Full name.

The image shows another older version of Form N-550. It is a sample certificate of naturalization. The form includes a photograph of the holder, a signature of the Director of U.S. Citizenship and Immigration Services, and various identifying numbers. Callouts point to the Alien number/USCIS number, Naturalization Number, Date of Birth, and Full name.

N-550 (older versions)

Form N-560 or N-561, Certificate of Citizenship

USCIS issues the Form N-560 to persons born outside the United States and who: (a) derived citizenship through the naturalization of their parent(s); (b) derived citizenship through adoption by U.S. citizen parents, provided certain conditions were met; or (c) acquired citizenship at birth because they were born abroad to U.S. citizen parent(s). It is also issued to certain legally qualified natives and/or residents of the Commonwealth of Northern Mariana Islands who were granted U.S. citizenship by operation of law. Unlike a Certificate of Naturalization, the Certificate of Citizenship is not automatically issued to all those who qualify. To receive a Certificate of Citizenship, the individual or someone acting on behalf of the individual (for example, U.S. citizen parent or legal guardian) must apply for it. It is not uncommon for individuals not to have a Certificate of Citizenship even though they are U.S. citizens.

The Form N-561 is a replacement Certificate of Citizenship issued when the original is lost, mutilated, or destroyed or the individual's name has legally changed.

You will need the following information to verify the citizenship status of an applicant who provides a Form N-560 or N-561:

- Alien Number
- Citizenship Certificate Number
- Last and First Name
- Date of Birth (MM/DD/YYYY)

This is a sample of the current Form N-560, Certificate of Citizenship. The document is titled "THE UNITED STATES OF AMERICA" and "DEPARTMENT OF HOMELAND SECURITY". It features a decorative border and a central seal. Key fields are highlighted with orange boxes and arrows: "Certificate of Citizenship Number" (No. AS000017), "Alien number/USCIS number" (No. AS000017), "Date of Birth" (NOVEMBER 18, 1970), and "Full name" (JOHN JOSHUA KINWORTH). The text describes the holder as a male, single, born in China, who became a citizen on June 26, 2011. The document is signed by the Director of Citizenship and Immigration Services.

N-560 (current version, 2011)

This is a sample of the older Form N-560, Certificate of Citizenship. The document is titled "THE UNITED STATES OF AMERICA" and "DEPARTMENT OF HOMELAND SECURITY". It features a decorative border and a central seal. Key fields are highlighted with orange boxes and arrows: "Certificate of Citizenship Number" (No. AB 000000), "Alien number/USCIS number" (No. AB 000000), "Date of Birth", and "Full name". The text describes the holder as a male, single, born in China, who became a citizen on June 26, 2011. The document is signed by the Director of Citizenship and Immigration Services.

N-560 (older version)

Form I-94, Arrival/Departure Record

The Form I-94, in either paper or electronic format, is the DHS Arrival/Departure Record issued to aliens. CBP, USCIS and U.S. Immigration and Customs Enforcement (ICE) issues the Form I-94 on various occasions including when a person is admitted or paroled into the United States, adjusting status while in the United States, or extending his or her stay.

The Form I-94 issued by CBP in paper format contains a stamp with an expiration date or notation of “D/S” for duration of status (e.g., F-1 students) or “indefinite” for individuals allowed to remain in the United States indefinitely (e.g., asylees). The Form I-94 will also indicate the person’s class of admission (COA).

Beginning on April 30, 2013, CBP ceased issuing the paper version of Form I-94 to air and sea travelers, except in limited circumstances (e.g., those inspected at secondary inspection, such as parolees and refugees). The air and sea traveler is now issued a CBP admission stamp on his or her travel document, usually a foreign passport. If, however, the traveler has entered the United States since May 1, 2009, he or she may obtain his or her admission number and Form I-94 record through www.cbp.gov/I94. CBP’s long term goal is to cease issuing Form I-94. Therefore, agencies should develop policies to shift toward verifying immigration status using the applicant’s foreign passport.

You will need the following information from the Form I-94 to conduct your verification:

- I-94 Number
- Last and First Name
- Date of Birth (MM/DD/YYYY)

Different versions of Form I-94 may be issued by DHS agencies. Following are examples the various versions of Form I-94.

Form I-94: Issued by CBP before Automation at Air and Sea Ports of Entry

CBP issued this version of Form I-94 to air and sea travelers before April 30, 2013 – the date that the Form I-94 automation process started. The immigration status notation within the stamp on the card varies according to the status granted, e.g., L-1, F-1, J-1.

DEPARTMENT OF HOMELAND SECURITY
U.S. Customs and Border Protection

OMB No. 1651-0011

Departure Record

Admission Number
442415050 21

I-94 Number

Expiration Date

Category/Class of Admission

ADMITTED
JUL 15 2009

Class
Unit

Last name

18. Family Name

19. First (Given) Name

20. Birth Date (DD/MM/YY)

21. Country of Citizenship

SIMLTIH
MAIRN
11/3/05/79
PHILIPPINES

See Other Side

CBP Form I-94 (0508)
STAPLE HERE

Form I-94 issued by CPB before Automation at Air and Sea Ports of Entry

Form I-94: Issued by CBP after Automation at Air and Sea Ports of Entry

After the automation of air and sea ports of entry, the Form I-94 pictured below is the version issued by CBP to special classes of aliens, such as Refugees, Derivative Asylees and Parolees, who are sent to secondary inspection at ports of entry.

Category/Class of Admission

DEPARTMENT OF HOMELAND SECURITY
U.S. Customs and Border Protection

Departure Record

Admission Number: 011015558 EB
6124718810392

ADMITTED AS A REFUGEE PURSUANT TO SECTION 207 OF THE ACT FOR AN INDEFINITE PERIOD OF TIME. IF YOU DEPART THE UNITED STATES YOU WILL NEED PRIOR PERMISSION TO RETURN.

EMPLOYMENT AUTHORIZED

PORT M1A-IAP DATE: _____
OFFICER: 0123

18. Family Name: SMITH
19. First (Given) Name: RICHARD
20. Birth Date (DD-MMM-YY): 112013171
21. Country of Citizenship: ITALY

CBP Form I-94 (05/09)
See Other Side STAPLE HERE

Form I-94: Issued by CBP after Automation at Air and Sea Ports of Entry

Form I-94A: Issued by CBP at Land Border Ports of Entry

Below is the version of the Form I-94 CBP issues at both northern and southern land border ports of entry.

I-94 Number: 602410985 20

Category/Class of Admission: B2

Issuance date: SEP 21 2011

Expiration Date: Mar 20 2012

Last name: RAZURA RENTERIA
First name: SANDRA EDITH

Department of Homeland Security
CBP I-94A (11/04)
Departure Record

Family Name: RAZURA RENTERIA
First (Given) Name: SANDRA EDITH
Country of Citizenship: MEXICO
Birth Date (Day Mo. Yr): 14, 09, 78

20110921 US-VISIT 20110921 MULTIPLE

See Other Side STAPLE HERE

Form I-94A issued by CBP at Land Border Ports of Entry

Global Entry Form I-94

The Global Entry (GE) kiosk is used to issue the below version of Form I-94. GE is a CBP program that allows expedited clearance for pre-approved, low-risk travelers upon arrival in the United States.

The image shows a sample of a Global Entry Form I-94. It includes the following fields and callouts:

- I-94 Number:** 000017647 96
- Departure Number:** 000017647 96
- OMB No. 1651-0111**
- Category/Class of Admission:** B1
- GE KIOSK**
- Date:** 17 Jan 2013
- 14. Family Name:** DOE
- 15. First (Given) Name:** JOHN
- 16. Birth Date (Day/Mo/Yr):** 10 Apr 78
- 17. Country of Citizenship:** NLD

Warning.... A nonimmigrant who accepts unauthorized employment is subject to deportation.
Important.. Retain this permit in your possession; you must surrender it when you leave the U.S. Failure to do so may delay your entry into the U.S. in the future. You are authorized to stay in the U.S. only until the date written on this form. To remain past this date, without permission from the Department of Homeland Security, is illegal.

Global Entry Form I-94

CBP Form I-94 Website Printout

Individuals can access their electronic Form I-94 through the [CBP I-94 website](#) if they entered the United States after May 1, 2009. **The Form I-94 website printout is an official Form I-94 and agencies can use it to verify immigration status.** If CBP did not issue the applicant a paper Form I-94 due to the CBP automation initiative, SAVE can also verify immigration status by foreign passport. SAVE agencies should not refer applicants to retrieve their I-94 from the website if verification by foreign passport is possible. If attempts to verify status by foreign passport are not successful, the individual still has the option of retrieving the electronic I-94 number from the CBP website. If the applicant possesses both a current I-94 and a foreign passport, agencies should submit the verification request as a "Form I-94 (Arrival/Departure Record) in Unexpired Foreign Passport" document type.

The image shows a screenshot of the CBP I-94 website printout. It includes the following fields and callouts:

- U.S. Customs and Border Protection**
- Get I-94 Number:** 194 FAQ
- Admission (I-94) Number Retrieval**
- Admission (I-94) Record Number:** 69000888062
- Admit Until Date (MM/DD/YYYY):** 10/10/2012
- Details provided on Admission(I-94) form:**
- Family Name:** LI
- First (Given) Name:** LYDIA
- Birth Date (MM/DD/YYYY):** 01/01/1990
- Passport Number:** P123123212
- Passport Country of Issuance:** Mexico
- Date of Entry (MM/DD/YYYY):** 04/11/2012
- Class of Admission:** B1

► If an employer, local, state or federal agency requests admission information, present your admission required documents requested by that employer or agency.
► Note: For security reasons, we recommend that you close your browser after you have finished.

CBP Form I-94 Website Printout

Form I-94 in Form I-797A

USCIS issues Form I-94 as a tear-off document from Form I-797A, Notice of Action, to reflect an alien's immigration status following an approved application for immigration benefits or an extension of stay. The Form I-797A may contain additional information regarding the immigration status granted, but the Form I-94 number in the Form I-797A may be verified through SAVE in the same manner as a regular Form I-94. USCIS only issues Form I-94 in paper format.

Department of Homeland Security
U.S. Citizenship and Immigration Services

I-797A, Notice of Action

THE UNITED STATES OF AMERICA

RECEIPT NUMBER I-94-01-010-00000	RECEIPT DATE May 12, 2014	APPLICATION TO EXTEND/CHANGE IMMIGRATION STATUS ADJUDICATOR SAMPLE SAMPLE
RECEIPT NUMBER July 24, 2014	RECEIPT DATE July 24, 2014	RECEIPT NUMBER SAMPLE SAMPLE
PETITIONER: SAMPLE SAMPLE 1234 MAIN ST ANYTOWN, ANY STATE, 90000		Notice Type: Approval Notice Class: H4 Valid From 04/24/2014 To 11/14/2014

The above application for extension of temporary stay or approval... The expiration date of the latest application or its predecessor is the date indicated above. An expiration date is not required if the applicant has an unexpired immigration status which has not been notified on the immigration status.

Please see the additional information on the back. You will be notified separately about any other cases you filed.

IMMIGRATION SERVICE CENTER
2500 E. STREET, 4 FLOOR, SUITE 1010
P.O. BOX 80122
COLUMBUS, OH 43269-0122
Customer Service Telephone: 800-375-5289
Form I-797A (Rev. 08/07/10)

Detach This Half for Personal Records

Receipt # I-94# 0101010101 00
NAME SAMPLE, SAMPLE
CLASS H4
VALID FROM 11/24/2014 UNTIL 11/14/2014
PETITIONER: SAMPLE, SAMPLE
1234 MAIN ST
ANYTOWN, ANY STATE, 90000

0000000000 00
Receipt Number I-94-01-010-00000
Immigration and Naturalization Service
I-94
Departure Record Petitioner:

Tear Away I-94

Form I-797A (Rev. 08/07/10)

PLEASE TEAR OFF FORM I-94 PRINTED BELOW, AND STAPLE TO ORIGINAL I-94 IF AVAILABLE

Detach This Half for Personal Records

Receipt # WAC-11-027
I-94# 992 21
NAME GUPTA, BHAVNA
CLASS H4
VALID FROM 03/26/2011 UNTIL 09/30/2013
PETITIONER: BHAVNA
SUNNYVALE CA 94089

I-94 Number 92 21

Receipt Number WAC-11-027
Immigration and Naturalization Service
I-94
Departure Record Petitioner:

14. Family Name
15. First Given Name
16. Date of Birth
17. Country of Birth

BHAVNA
03/26/1979
INDIA

Expiration Date

Form I-797A (Rev. 10/31/05) N

Form I-94 in Form I-797A


Note: For other versions of Form I-94, see “Notice of Actions” under Section 14. These versions of the form do not typically indicate an immigration status nor do they contain a tear-off Form I-94.

Form I-94 in Unexpired Foreign Passport

Upon an alien’s arrival at a U.S. port of entry, the CBP Officer may issue the alien a paper Form I-94 and place an admission stamp on the alien’s paper Form I-94. The officer then inserts and affixes the Form I-94 to the foreign passport. Most foreign travelers at sea and air ports of entry no longer receive a paper Form I-94; they receive, instead, only an admission stamp in their foreign passports. When a benefit applicant presents both a Form I-94 (whether issued by CBP or USCIS) and an unexpired foreign passport, SAVE encourages agencies to use this document type to verify the benefit applicant’s immigration status.

You will need the following information to verify the immigration status of an applicant who provides a Form I-94 in an unexpired foreign passport:

- I-94 Number
- Passport Number
- Passport Country of Issuance
- Last and First Name
- Date of Birth (MM/DD/YYYY)
- Passport Expiration Date (MM/DD/YYYY)



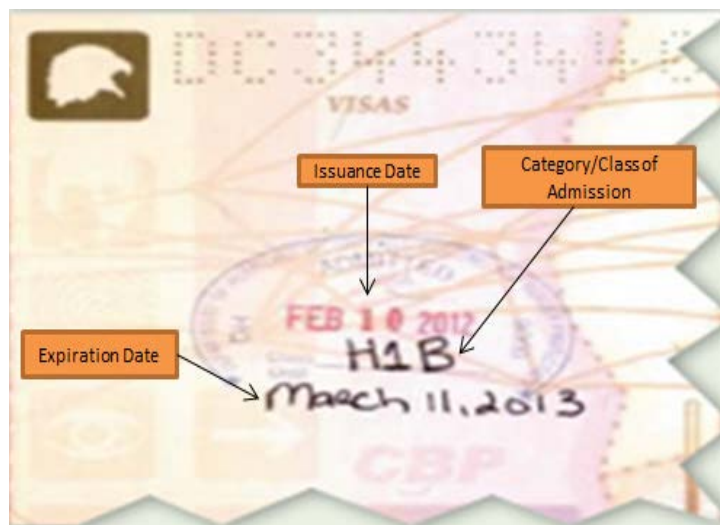
Form I-94 in Unexpired Foreign Passport

Unexpired Foreign Passport with Admission Stamp

When an alien is inspected upon arrival at a U.S. port of entry, a CBP Officer places a stamp in his or her passport and notes the date of admission, class of admission, and admitted until date. Some alien classifications have no “admitted to” date and for aliens admitted under one of these classifications, CBP writes “D/S” for “duration of status” or “indefinitely” on or near the admission stamp.

You will need the following information to verify the immigration status of an applicant who provides an unexpired foreign passport:

- Passport Number
- Country of Issuance
- Expiration Date (MM/DD/YYYY)
- Last and First Name
- Date of Birth (MM/DD/YYYY)



CBP Admission Stamp

Form I-20, Certificate of Eligibility

The Student Exchange Visitor Program (SEVP) administered by the National Security Investigations Division of Immigration and Customs Enforcement (ICE) manages program approved schools, nonimmigrant students in the F and M visa classifications and their dependents. The U.S. Department of State or ICE issues the initial the Form I-20 to F visa or M visa students and their spouses and minor children The SEVP approved school in which the F or M student is enrolled issues the subsequent Form I-20 to demonstrate that the student and accompanying family member(s) are in a current nonimmigrant status. If an F or M nonimmigrant submits a Form I-94 and/or a foreign passport for verification, SAVE will prompt the user to enter the Form I-20 information.

You will need the following information to verify the immigration status of an applicant who provides a Form I-20:

- SEVIS ID Number
- Last and First Name
- Date of Birth (MM/DD/YYYY)

U.S. Department of Justice
Immigration and Naturalization Service

Certificate of Eligibility for Nonimmigrant (F-1) Student Status - For Academic and Language Students (OMB NO. 1115-0051)

Please read Instructions on Page 2. This page must be completed and signed in the U.S. by a designated school official.

1. Family Name (surname): Mulligeta
Valent Line

First (given) Name: Rajiv
Middle Name: [Blank]

Country of Birth: GERMANY
Date of birth (month/day/year): 02/14/1979

Country of citizenship: GERMANY
Admission number: [Blank]

2. School (School district) name: SAN JOSE STATE UNIVERSITY, STUDIES IN AMERICAN LANGUAGE INTERNATIONAL AND EXCHANGED STUDIES

School Official to be notified of student's arrival in U.S. (Name and Title): Rajiv Mulligeta, Admissions Coordinator

School address (include zip code): INTERNATIONAL AND EXCHANGED STUDIES, 10 227 - DAB, SAN JOSE, CA 95128-0225

School code (include 3-digit suffix, if any) and approval date: I99214901W0000 approved on 01/30/2009

3. This certificate is issued to the student named above for: Initial attendance at this school.

4. Level of education the student is pursuing or will pursue in the United States: LANGUAGE TRAINING

5. The student named above has been accepted for a full course of study at this school, majoring in master's degree. The student is expected to remain at the school no less than 09/31/2009 and complete studies not later than 02/28/2013. The normal length of study is 36 months.

6. English proficiency: English proficiency is not required because Test

7. This school estimates the student's academic term of 36 (up to 12) months to be:

a. Tuition and fees	\$ 10,000.00
b. Living expenses	\$ 3,800.00
c. Expenses of dependents (0)	\$ 0.00
d. Other (specify: books, supplies)	\$ 3,200.00
Total	\$ 17,000.00

8. This school has information showing the following as the student's means of support, estimated for an academic term of 36 months (Use the same number of months given in item 7):

a. Student's personal funds	\$ 28,000.00
b. Funds from this school	\$ 0.00
c. Funds from another source	\$ 0.00
d. On-campus employment	\$ 0.00
Total	\$ 28,000.00

9. Remarks: [Blank]

10. School Certification: I certify under penalty of perjury that all information provided above in items 1 through 9 was completed before I signed this form and is true and correct; I executed this form in the United States after review and evaluation in the United States by me or other officials of the school of the student's application, transcripts, or other records of courses taken and proof of financial responsibility, which were received at the school prior to the execution of this form; the school has determined that the above named student's qualifications meet all standards for admission to the school; the student will be required to pursue a full course of study as defined by 8 CFR 214.2(f)(6); I am a designated official of the above named school and am authorized to issue this form.

Name of School Official: Rajiv Mulligeta
Signature of Designated School Official: [Signature]
Title: Admissions Coordinator
Date Issued: 06/05/2009
Place Issued (city and state): San Jose, CA

11. Student Certification: I have read and agreed to comply with the terms and conditions of my admission and those of any extension of stay as specified on page 2. I certify that all information provided on this form refers specifically to me and is true and correct to the best of my knowledge. I certify that I seek to enter or remain in the United States temporarily, and solely for the purpose of pursuing a full course of study at the school named on page 1 of this form. I also authorize the named school to release any information from my records which is needed by the INS pursuant to 8 CFR 214.3(g) to determine my nonimmigrant status.

Name of Student: [Blank]
Signature of Student: [Blank]
Date: [Blank]

Name of parent or guardian: [Blank]
Signature of parent or guardian: [Blank]
Address (city): [Blank] **(State or Province) (Country):** [Blank] **(Date):** [Blank]

For Official Use Only
Microfilm Index Number

Form I-20, Certificate of Eligibility

Form DS-2019, Certificate of Eligibility for Exchange Visitor Status

The Department of State (DOS) issues the Form DS-2019 to J Exchange Visitors, and their spouses and minor children. A subsequent DS-2019 may be issued by the DOS designated sponsor. For example, if a J student starts a new program, transfers to another program, or gets an extension of the existing program, the designated sponsor will issue a new Form DS-2019 reflecting the transfer and any subsequent extensions. If an exchange visitor submits a Form I-94 and/or a foreign passport for verification, SAVE will prompt the user to enter the Form DS-2019 information.

You will need the following information to verify the immigration status of an applicant who provides a Form DS-2019:

- SEVIS ID Number
- Last and First Name
- Date of Birth (MM/DD/YYYY)

U.S. Department of State					OMB APPROVAL NO. 1405-0119
CERTIFICATE OF ELIGIBILITY FOR EXCHANGE VISITOR(J-1) STATUS					EXPIRES: 03-23-2005
					ESTIMATED BURDEN TIME: 45 min
Last name		First name		SEVIS Number	
1. Family Name: Wang		First Name: David		Middle Name:	Gender: MALE
Date of Birth (mm-dd/yyyy): 04/01/1970		City of Birth: Taipei	Country of Birth: TAIWAN	Citizenship Country Code: TW	Citizenship Country: Category/Class of Admission → J-1
Legal Permanent Residence Country Code: TW		Legal Permanent Residence Country: TAIWAN	Position Code: 213	Position: UNIVERSITY TEACHING STAFF INCLUDING	
U.S. Address: College of Engineering 1111 Washington BLVD. New York, NY 12345					
2. Program Sponsor: Happy University				Exchange Visitor Program Number: P-1-12345	

Form DS-2019, Certificate of Eligibility for Exchange Visitor Status

Other Documents

If a benefit applicant provides an immigration document not presented above, it does not necessarily mean that the document is invalid. In such cases, we recommend that you follow the tips in the table below.

Tips for Verifying Other Documents

If...	Then...
a benefit applicant presents an immigration document not mentioned above	check to see if there is an alien number or I-94 number on the document
there is an alien number or I-94 number	run the verification query using the “other” document type
both the alien number and the I-94 number are presented	attempt to verify status using the alien number before attempting to verify status using the I-94 number
there is no alien number or I-94 number	submit a verification request using a G-845 so that a status verifier can attempt to verify immigration status

Following are examples of various immigration documents, which fall under the “other” category such as immigration court documents, Notices of Action or DHS letters.

Executive Office for Immigration Review Decisions

If eligible, individuals in immigration proceedings before the Department of Justice, Executive Office for Immigration Review (EOIR), can apply for various forms of relief from removal, including but not limited to adjustment to permanent resident status, asylum, and cancellation of removal. Relief may be granted by an immigration judge, the Board of Immigration Appeals (BIA), or a federal court.

Immigration judges may issue an oral decision and provide the parties with a short written memorandum summarizing the order issued in the oral decision. Alternatively, immigration judges may issue a written decision with an order included at the end of the decision. Immigration Court orders and summaries of orders may include format and content variations, and are subject to change. More information, including examples, is available in OPPM 04-06, on the [EOIR website](#). The BIA issues written decisions.

Only BIA published decisions are records in the public domain. The unpublished EOIR decisions are part of a Privacy Act protected mixed system of records. Thus, if you receive or request an EOIR decision from a benefit applicant, your use of the record is limited to those purposes authorized pursuant to EOIR’s system of records notices (SORN). As such the decisions should not be further disseminated and all uses must comport with the purposes listed in EOIR’s SORN. The EOIR SORN is entitled Department of Justice/EOIR-Records and Management Information System, EOIR-001, published on May 11, 2004, at 69 Fed. Reg. 26,179 and updated on January 25, 2007, at 72 Fed. Reg. 3,410. All requests for copies of the decisions should be referred to EOIR’s Office of the General Counsel for processing.

Form I-864, Notice to Appear (NTA)

An Individual in removal proceeding may also have **Form I-862**, Notice to Appear (NTA). This document is issued by ICE and it begins the removal proceeding. Although an individual who has been issued an NTA is involved in a legal proceeding, it does not necessarily mean he or she is ineligible for benefits.

Notices of Action

USCIS issues the Form I-797 or Form I-797B, Notice of Action when an immigration application or petition is approved. See Section 11 for guidance on verification using a Form I-797A with Form I-94.

The image shows a Form I-797, Notice of Action, with several fields highlighted in orange boxes. The fields are: Receipt Number, Last, First Name, Alien number, Supplemental Notice of Deferred Action Self-Petitioner, and A Number. The form also includes a table with columns for Receipt Number, Supplemental Notice of Deferred Action Self-Petitioner, and A Number. The Notice Date is August 16, 2010, and the Page is 1. The form contains text regarding the approval of an application for Employment Authorization (Form I-765) and a Supplemental Notice of Deferred Action. It also includes instructions for extending the Deferred Action status and a list of requirements for extension. The form is signed by the United States Citizenship and Immigration Services, Vermont Service Center, 75 Lower Welden Street, St. Albans, VT 05479. The form number is Form I-797 (Rev. 01/31/05) N.

Form I-797, Notice of Action

USCIS issues the Form I-797C, Notice of Action to communicate, among other things, receipt of applications, rejection of applications and interview appointments. For example, a Form I-797C could indicate that a person has a pending application to adjust status to lawful permanent resident. Consult your agency's eligibility rules to see if having such an application qualifies the alien for your agency's benefits.

Department of Homeland Security
U.S. Citizenship and Immigration Services

I-797C, Notice of Action

Immigration benefit requested

Alien number

Last, First Name

REQUEST FOR APPLICANT TO APPEAR FOR INITIAL INTERVIEW

NOTICE DATE: November 27, 2007

CASE TYPE: FORM I-485, APPLICATION TO REGISTER PERMANENT RESIDENCE OR ADJUST STATUS

APPLICATION NUMBER: [REDACTED]

RECEIVED DATE: July 20, 2007

PRIORITY DATE: July 20, 2007

PAGE: 1 of 1

You are hereby notified to appear for the interview appointment, as scheduled below, for the completion of your Application to Register Permanent Residence or Adjust Status (Form I-485) and any supporting applications or petitions. Failure to appear for this interview and/or failure to bring the below listed items will result in the denial of your application. (8 CFR 103.2(b)(13))

Who should come with you?

- If your eligibility is based on your marriage, your husband or wife must come with you to the interview.
- If you do not speak English fluently, you should bring an interpreter.
- Your attorney or authorized representative may come with you to the interview.
- If your eligibility is based on a parent/child relationship and the child is a minor, the petitioning parent and the child must appear for the interview.

***NOTE:** Every adult (over 18 years of age) who comes to the interview must bring Government-issued photo identification, such as a driver's license or ID card, in order to enter the building and to verify his/her identity at the time of the interview. You do not need to bring your children unless otherwise instructed. Please be on time, but do not arrive more than 45 minutes early. We may record or videotape your interview.

YOU MUST BRING THE FOLLOWING ITEMS WITH YOU: (Please use as a checklist to prepare for your interview)

- This Interview Notice and your Government issued photo identification.
- A completed medical examination (Form I-683) and vaccination supplement in a sealed envelope (unless already submitted).
- A completed Affidavit(s) of Support (Form I-864) with all required evidence, including the following, for each of your sponsors (unless already submitted):
 - Federal Income Tax returns and W-2's, or certified IRS printouts, for the past 3 years;
 - Letters from each current employer, verifying current rate of pay and average weekly hours, and pay stubs for the past 2 months;
 - Evidence of your sponsor's and/or co-sponsor's United States Citizenship or Lawful Permanent Resident status.
- All documentation establishing your eligibility for Lawful Permanent Resident status.
- Any immigration-related documentation ever issued to you, including any Employment Authorization Document (EAD) and any Authorization for Advance Parole (Form I-512).
- All travel documents used to enter the United States, including Passports, Advance Parole documents (I-512) and I-94s (Arrival/Departure Document).
- Your Birth Certificate.
- Your petitioner's Birth Certificate and your petitioner's evidence of United States Citizenship or Lawful Permanent Resident Status.
- If you have children, bring a Birth Certificate for each of your children.
- If your eligibility is based on your marriage, in addition to your spouse coming to the interview with you, bring:
 - A certified copy of your Marriage Document issued by the appropriate civil authority.
 - Your spouse's Birth Certificate and your spouse's evidence of United States Citizenship or Lawful Permanent Resident status;
 - If either you or your spouse were ever married before, all divorce decrees/death certificates for each prior marriage/former spouse;
 - Birth Certificates for all children of this marriage, and custody papers for your children and for your spouse's children not living with you;
- Supporting evidence of your relationship, such as copies of any documentation regarding joint assets or liabilities you and your spouse may have together. This may include: tax returns, bank statements, insurance documents (car, life, health), property documents (car, house, etc.), rental agreements, utility bills, credit cards, contracts, leases, photos, correspondence and/or any other documents you feel may substantiate your relationship.
- Original and copy of each supporting document that you submitted with your application. Otherwise, we may keep your originals for our records.
- If you have ever been arrested, bring the related Police Report and the original or certified Final Court Disposition for each arrest, even if the charges have been dismissed or expunged. If no court record is available, bring a letter from the court with jurisdiction indicating this.
- A certified English translation for each foreign language document. The translator must certify that she is fluent in both languages, and that the translation is its entirety is complete and accurate.

YOU MUST APPEAR FOR THIS INTERVIEW: If an emergency, such as your own illness or a close relative's hospitalization, prevents you from appearing, call the U.S. Citizenship and Immigration Services (USCIS) National Customer Service Center at 1-800-375-5283 as soon as possible. Please be advised that rescheduling will delay processing of application/petition, and may require some steps to be repeated. It may also affect your eligibility for other immigration benefits while this application is pending.

If you have questions, please call the USCIS National Customer Service Center at 1-800-375-5283 (hearing impaired TDD service is 1-800-767-1833).

PLEASE COME TO: U.S. Citizenship and Immigration Services

ON: Friday, March 07, 2008

3

APPLICANT COPY

Form I-797C, Notice of Action

Note: If the Form I-797, Form I-797B or Form I-797C has an Alien Number associated with it, the number can be used for the SAVE verification request. You can submit the SAVE verification request by selecting "Other" as the document type and enter the Alien Number. It is very important to include the Form I-797 receipt number in the comments field as well. If the Form I-797 or Form I-797C has no numeric identifier (Alien Number, I-94 number, etc.) associated with it, you may submit the verification request using a Form G-845, Document Verification Request.

Letters

DHS uses various letters to communicate decisions to grant or approve immigration benefits or administrative relief.

U.S. Department of Homeland Security
P. O. Box 65015
Anaheim, CA 92815-8515

U.S. Citizenship and Immigration Services

Date: OCT 7 2011

LOS ANGELES, CA

RE: **Name** A' **Alien number** **Immigration benefit**
Asylum Approval

Dear Mr. _____

This letter refers to your request for asylum in the United States filed on Form I-589.

It has been determined that you are eligible for asylum in the United States. Attached please find a completed Form I-94, Arrival-Departure Record, indicating that you have been granted asylum status in the United States pursuant to § 208(a) of the Immigration and Nationality Act (INA) as of 10/07/11. This grant of asylum includes your dependents listed above who are present in the United States, who were included in your asylum application, and for whom you have established a qualifying relationship by a preponderance of evidence.

You have been granted asylum in the United States for an indefinite period; however, asylum status does not give you the right to remain permanently in the United States. Asylum status may be terminated if you no longer have a well-founded fear of persecution because of a fundamental change in circumstances, you have obtained protection from another country, or you have committed certain crimes or engaged in other activity that makes you ineligible to retain asylum status in the United States. See INA § 208(c)(2).

Now that you are an asylee, you may apply for certain benefits, which are listed below. You are also responsible for complying with certain laws and regulations, if such laws and regulations apply to you. These responsibilities are also explained in this letter. We recommend that you retain the original of this letter as proof of your status and that you submit copies of this letter when applying for any of the benefits or services listed below. You may obtain any of the U.S. Citizenship and Immigration Services (USCIS) forms mentioned in this letter by visiting a local USCIS office or by calling the National Customer Service Center at 1-800-375-5283. You may also download any USCIS form from the Internet on the USCIS website at www.uscis.gov.

Benefits

1. **Employment Authorization**

You are authorized to work in the United States for as long as you remain in asylum status. Your dependents listed above are also authorized to work in the United States, so long as they retain derivative asylum status. In order to work in the United States, every employee must show to a prospective employer certain documentation as proof of employment authorization. That proof may consist of, among other things, an unrestricted social security card and a state-issued driver's license. It may also consist of an unexpired employment authorization document issued by USCIS. For a list of all documents that can be accepted by an

www.uscis.gov

Letter Granting Asylum Status

Form I-512, Authorization for Parole of an Alien into the United States

Form I-512 is issued by USCIS to allow individuals who are not U.S. citizens, do not have valid immigrant visas, and have pending applications for certain immigration benefits to apply for entry or re-entry to the United States after temporary travel abroad. Form I-512 is typically valid for one year from the date of issuance.

The image shows Form I-512, "Authorization for Parole of an Alien into the United States". The form is issued by the Department of Homeland Security, U.S. Citizenship and Immigration Services. It contains the following information:

- Applicant Name:** PHYLIS (Last, First Name)
- Country of Citizenship:** CANADA
- Date of Birth:** 08/29/1942
- Alien Number:** A908076871
- Issue Date:** 9/18/2006
- Signature:** Robert M. Conner, Director of Immigration Offices
- Signature:** National Benefits Center, Director of Parole Groups

The form also includes a section for AUTHORIZATION and a NOTICE TO APPLICANT. The AUTHORIZATION section states that the holder of this authorization is an applicant for adjustment of status under the Immigration and Nationality Act. The NOTICE TO APPLICANT section states that presentation of this authorization will permit you to resume your application for adjustment of status upon your return to the United States.

Form I-512

Note: For combined Form I-512 and Employment Authorization Document, please see Form I-766.

APPENDIX A: ACRONYMS AND ABBREVIATIONS

Term	Definition
Admission Number	An 11-digit number that is found on the Arrival-Departure Record (Form I-94). It is not be confused with the Alien Registration number (A-Number)/Alien ID number
Alien	Any person who is a not a citizen or national of the United States
Alien Registration Number A-Number)/Alien Number	The alien registration number, which the Department of Homeland Security assigns to certain aliens, consists of 8 or 9 digits. For example: A 200 345 678. Also referred to as USCIS # on some immigration documents.
Benefit Applicant	An applicant – whether a noncitizen or U.S. citizen – applying for a public benefit
Card Number	The 13-character number found on some immigration documents and begins with three letters such as (EAC, WAC, LIN or SRC).
COA	Class of Admission
CBP	Customs and Border Protection
DHS	Department of Homeland Security
DOS	Department of State
ICE	Immigration and Customs Enforcement
Immigration and Nationality Act of 1952 (INA)	The Act, which, along with other immigration laws, treaties, and conventions of the United States, relates to the immigration, temporary admission, naturalization, and removal of aliens. It defined most immigration statuses now in use.
INS	Immigration and Naturalization Service – the predecessor to USCIS
Receipt Number	The 13-character application receipt number can be found on application notices and some immigration documents. It begins with three letters such as (EAC, WAC, LIN or SRC)
SAVE	Systematic Alien Verification for Entitlements Program
USCIS	United States Citizenship and Immigration Services

APPENDIX B: WHO'S ISSUED THIS DOCUMENT¹?

Document Type	U.S. Citizen	Permanent Resident	Asylee/Refugee	Nonimmigrant	Temporary Protected Status (TPS)	Deferred Action for Childhood Arrivals (DACA)
I-551(Permanent Resident Card)		●				
Temporary I-551 Stamp		●				
Machine Readable Immigrant Visa		●				
I-571 (Refugee Travel Document)		● ²	●			
I-327 (Reentry Permit)		●				
I-766 (Employment Authorization Card) ³			●	●	●	●
N-550 or N-570 (Certificate of Naturalization)	●					
N-560 or N-561(Certificate of Citizenship)	●					
I-94 (Arrival/Departure Record)		●	●	●	●	
I-94 in Unexpired Foreign Passport		●	●	●		
Unexpired Foreign Passport ⁴		●	●	●	●	●
I-20 (Certificate of Eligibility for Nonimmigrant Student Status)				● ⁵		
DS-2019 (Certificate of Eligibility for Exchange Visitor Status)				● ⁶		

¹ These are immigration statuses/reliefs typically associated with the commonly used immigration documents. Neither the immigration statuses/reliefs nor the immigration documents listed above are exhaustive. There may be an immigration status/relief not listed here that may be associated with one or more of the commonly used immigration documents. Conversely, there may an immigration document not listed here that may be associated with an immigration status/relief listed above.

² Only lawful permanent residents who adjusted status from refugee or asylee status.

³ The I-766 may also be issued to individuals who have a pending application for certain immigration benefits (e.g., adjustment to lawful permanent resident status).

⁴ Even though individuals with these immigration statuses or reliefs may have an unexpired foreign passport, you should use the individual's most recent immigration document for purposes of SAVE verifications.

⁵ Only students in F or M Status and their dependents (spouse or child).

⁶ Only students in J Status and their dependents (spouse or child).

APPENDIX C: SOME HELPFUL TIPS

Alien Number

Alien Numbers may also be referred to as Alien Registration Number, USCIS# and A number.

Not all Alien Numbers have nine (9) digits. If a document bears an A# with fewer than 9 digits, add in zeros in front of the number when you enter it in SAVE. Do not include the letter "A".

Example: A72 735 827 should be input as 072735827

A Certificate of Naturalization that was issued prior to 1956, has a Certificate Number, but no Alien/USCIS Number. In this case, enter "000000000" in place of the Alien/USCIS Number. This can also apply to older versions of the Certificate of Citizenship. If SAVE cannot verify status at initial verification, SAVE will provide an "Institute Additional Verification" (IAV) response.

Card Number

Resident Alien cards that were issued prior to August 1, 1989, do NOT have a Card Number (samples below). When a benefit applicant provides a Resident Alien card without a Card Number, select "Other" from the Document Type screen, instead of using the I-551 selection. In the other document description box, type "I-551, no card number." If SAVE cannot verify status at initial verification, SAVE will provide an "Institute Additional Verification" (IAV) response.

Dates

Dates could be laid out in various ways. For example: August 27, 2013 could be seen as 08/27/2013, 08/27/13, 27AUG2013, and 082713.

For SAVE purposes, enter dates in the following format: MM/DD/YYYY.

Names

Enter the entire surname, including prefixes or name stems (without periods). Hyphenated names and names with apostrophes are allowed.

- Example name: Peter O'Donoghue
- Enter as follows: Peter O'Donoghue

- Example name: Maria Lopez-Garcia
- Enter as follows: Maria Lopez-Garcia

Ignore all suffixes such as Jr., Sr., III, etc.

- Example name: Roberto Garcia, Sr.
- Enter as follows: Roberto Garcia

Do not use periods.

- Example name: Rachel St. John
- Enter as follows: Rachel St John

Individuals from some cultures may use their surname first and their given name last.

- Example name: Nguyen Mai
- Enter as follows: Mai Nguyen